

Name: \_\_\_\_\_ Date: \_\_\_\_\_ Block: \_\_\_\_\_

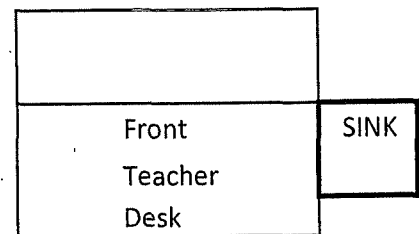
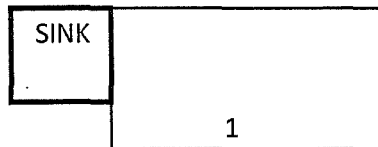
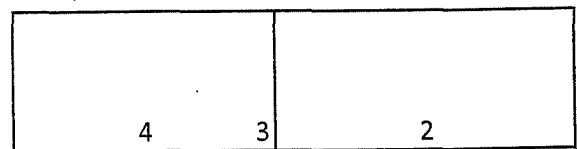
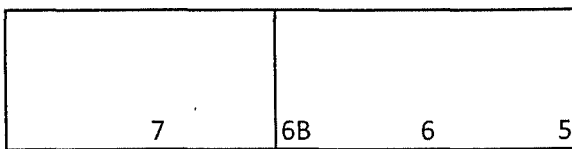
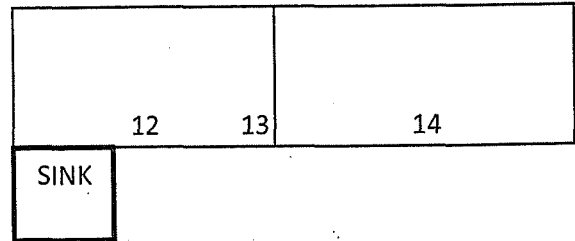
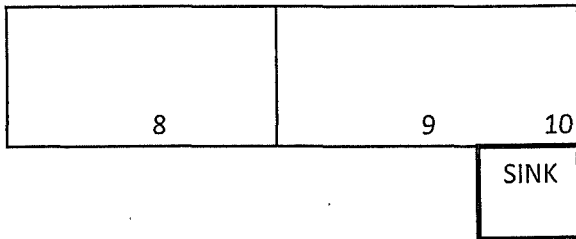
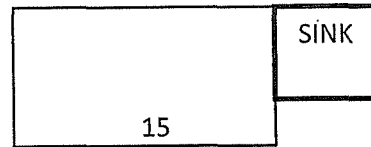
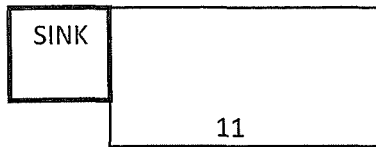
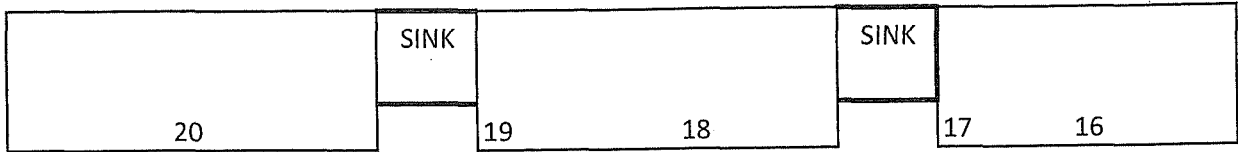
## Laboratory Safety

This is a list of safety equipment that you will find in the science classroom. Complete the chart by indicating where you would find the equipment, when you would use it and how you would use it.

Safety Equipment	Location? (closest)	When to use it	How to use it
Broken glass container	Indicate the location of each item on the attached		
Eye wash (2)			
Fire extinguisher (2)			
Fire alarm (2)			
Fire blanket	map of classroom		
First aid kit	#116		
Garbage			
Safety glasses			
Emergency Shower			
Sand			
Gas taps	Draw a diagram to show position	OPEN	CLOSED
Emergency Gas valve shutoff			

# Room 116 - Seating Plan / Desk Arrangements

BACK DOOR      Teacher Desk & Filing Cabinets



FRONT DOOR

